
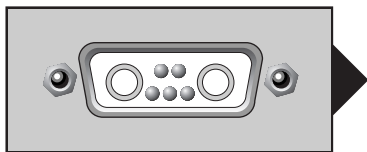


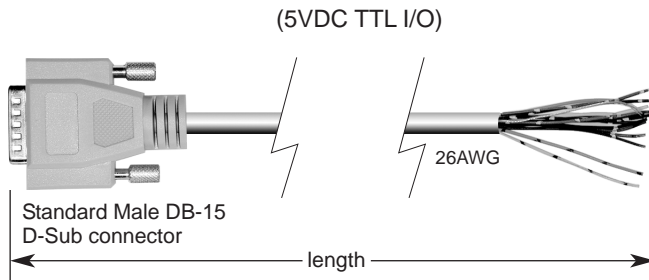
I/O COMMUNICATIONS



Series  
**SM23xxD** (pg.19-22)  
**SM34xxD** (pg.23-24)  
 SmartMotors™



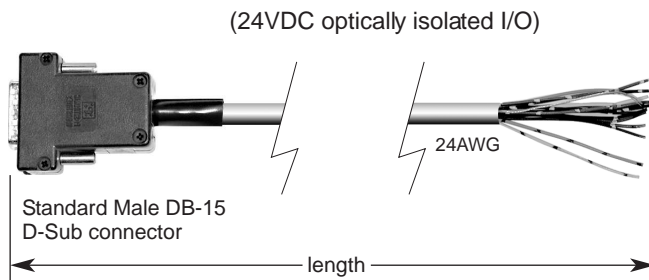
Series  
**SM17xxM** (pg.18)  
**SM23xxD** (pg.19-22)  
**SM34xxD** (pg.23-24)  
 SmartMotors



Use Expansion Modules:  
 - **DINIO-7** (pg.26)  
 - **DINIO-RS485** (pg.27)

Use cable # **CBLIO** (pg.36)  
 - 3M 9,8ft (3 meters)  
 - 5M 16,4ft (5 meters)  
 - 10M 32,8ft (10 meters)

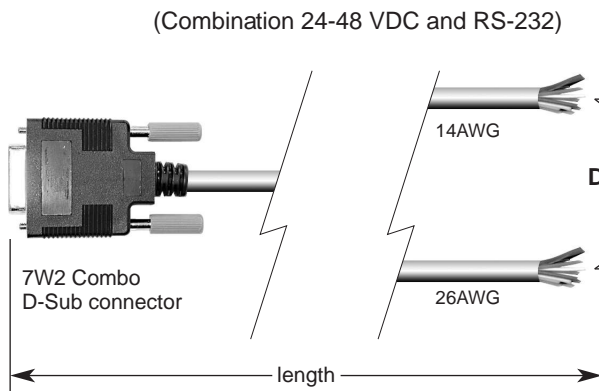
**OR**



Use PLC or  
 24 VDC interface  
 Sensors

Use cable # **CBLIO43-52** or **CBLIO4352DE** (pg.36)  
 - 5M 16,4ft (5 meters)  
 - 10M 32,8ft (10 meters) for motor with DE option

POWER AND COMMUNICATIONS



PS Series  
 Power Supply

**DIN-RS232**  
 (pg.28) or and

Use any  
 RS-232 Serial  
 interface

Use cable # **CBLPWRCOM** (pg.36)  
 - 3M 9,8ft (3 meters)  
 - 5M 16,4ft (5 meters)  
 - 10M 32,8ft (10 meters)